



Name of the event	<b>RANGER ODYSSEY</b>
Date of the event	<b>10-Jun-2023</b>
Category	<b>4 WHEELERS</b>
Name of the Organizer	<b>JK Motorsports</b>
Phone	<b>98435 44242</b>
Website	<b><a href="http://www.jktyre.com">www.jktyre.com</a></b>

## **Event Regulations**



### **WARNING**

***MOTORSPORT CAN BE DANGEROUS  
DESPITE ORGANIZERS TAKING ALL POSSIBLE PRECAUTIONS  
UNAVOIDABLE ACCIDENTS MAY HAPPEN  
YOU ARE PRESENT HERE AT YOUR OWN RISK***

## TABLE OF CONTENTS

<b>1. PROGRAMME</b>	<b>1</b>
<b>2. REGISTRATION</b>	<b>1</b>
<b>3. DOCUMENTS CHECKS</b>	<b>1</b>
<b>4. PRE EVENT SCRUTINEERING &amp; STICKERING</b>	<b>1</b>
<b>5. ABOUT THE EVENT</b>	<b>2</b>
<b>6. PRIZES</b>	<b>7</b>
<b>7. PENALTIES</b>	<b>8</b>

## 1. Programme

Friday, 9th June 2023	
Time	Details
1800hrs	Closing of Entries at <a href="http://www.jktyre.com">www.jktyre.com</a>
Saturday, 10th June 2023	
1200hrs	Documentation and Scrutiny at <b>Welcomhotel by ITC Hotels, Race Course, Coimbatore - 641 018.</b>
1430hrs	Briefing Meeting at <b>Welcomhotel by ITC Hotels, Race Course, Coimbatore - 641 018.</b>
1500hrs	Start of the Rally at <b>Welcomhotel by ITC Hotels, Race Course, Coimbatore - 641 018.</b>
1830hrs.	Finish of the Rally at <b>Le Meridien, 762, Avinashi Road, Neelambur, Coimbatore - 641 062</b>
1900hrs.	Provisional Results at <b>Le Meridien, 762, Avinashi Road, Neelambur, Coimbatore - 641 062</b>
1900hrs.	Prize Distribution at <b>Le Meridien, 762, Avinashi Road, Neelambur, Coimbatore - 641 062</b>

## 2. Registration

### Registration Fee:

Rs. 5,000/- which shall be refunded as start money.

## 3. Documents checks

### 3.1 Documents Submission

Entrants should produce the following for inspection at the time of submitting the vehicle for pre-event scrutiny and administrative check on the date / time as mentioned in Art.1.

Competitors are required to bring:

- i. Driver & Co-driver driving license
- ii. Completion of all details on the entry form
- iii. Car insurance, RC Book & tax papers
- iv. Authorization letter from car owner other than participant.
- v. Onus of carrying all above papers during the entire event lies with the competitor.
- vi. Each 1 Photographs

Competitors are required to carry all the above documents throughout the event. All the documents shall be valid for the date of the event.

## 4. Pre-event Scrutineering & Sticking

### 4.1 Venue & Timings

Place : **Welcomhotel by ITC Hotels, Race Course, Coimbatore - 641 018.**

Date : 10th June '2023

Time : 1200hrs

## 1 5. About the event.



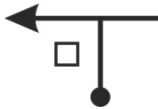

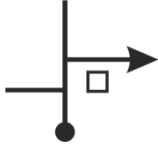
### What is TSD Event


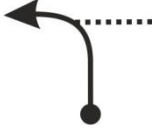
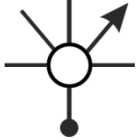







- The event is based on **T**ime, **S**peed and **D**istance
- Time = Distance / Speed
- Team consists of a Driver & Navigator
- Road Book & Speed Chart - Basic Guides
- Start Time, Re-Start Time etc.
- Time Control & Free Zone
- Penalties

**Road Book:** Also known as **Tulip Chart** is a set of instructions to help you navigate the event route.

- Odometer reading since the start of event
- Diagram giving you the driving direction (Left, Right etc.)
- Additional information to aid navigation viz. caution signs, road condition etc.
- The speed given in the road book is approximate only.
- In the diagram the DOT denotes where you are and the arrow denotes the route/direction you have to follow.
- In the remarks column, signs will be given to notify establishments, village names, caution, road condition etc.

### Sample Tulip Chart

	<p>STRAIGHT ON 'Dot' - indicates your current location 'Arrow' - indicates where you have to go</p>
	<p>Four Cross Turn Right</p>
	<p>Take Left at the 'T' Junction. □ - Indicates a Land Mark</p>
	<p>Take a 'U' Turn. Dotted line indicates road divider.</p>
	<p>Take Right Turn after the Land Mark on your right. There is a road joining from left before the turn.</p>

	<p>Take Right Curve Dotted Line Denotes dirt road</p>
	<p>Take Left Curve. There is a dirt road joining from right</p>
	<p>Take 4th Left exit on Roundabout</p>
	<p>Caution - Observe surroundings and drive slowly</p>
	<p>Rally Route Passes through Bridge or Culvert</p>
	<p>Speed Breaker on Rally Route</p>
	<p>Dip on Rally Route</p>
	<p>Two Dots denotes Gate or Pillars</p>
	<p>Petrol Pump</p>
	<p>Straight On - Damaged Road - Exercise Caution</p>

### Speed Chart:

The Speed Chart indicates you the speed that you are to maintain during the event at various sections

Example :

Distance in Kms.	Time in Minutes	Avg. speed in Kmph (approx)
0 - 5	14	21
5 - 12	10	42

From the above chart you have to calculate the time you have to be, at any given point, along the Route.

Using the above chart as example : 0 - 5 kms = 14 mins.  
Therefore to cover 1km = 2 mins.48 seconds.

Assuming your start time is 9 : 12 hrs.

At 0 km (Start) your start time is	: 9 . 12
At 1 <sup>st</sup> km	: 9 . 14.48 (9.12 00 + 2.48)
At 2 <sup>nd</sup> km	: 9 . 17.36 (9.14.48 + 2.48)
At 3 <sup>rd</sup> km	: 9 . 20.24 (9.17.36 + 2.48)
At 4 <sup>th</sup> km	: 9 . 23.12 (9.20.24 + 2.48)
At 5 <sup>th</sup> km	: 9 . 26.00 (9.23.12 + 2.48)

Based on the above example calculate for the entire rally and follow the route maintaining your time.

**Note :** The average speed given in the Speed Chart is approximate only.

### Notes :

Non – Cumulative calculations: The ideal time from time control to time control is on a non-cumulative basis, for example time Control distance - 3.80 kms. Your schedule time there is, say - 9 hrs 20 mins 50 seconds. You will be on time if you check in exactly at 9 hrs 20 mins & 50 seconds. If you check in at 9 hrs 19 mins & 48 seconds , you are 1 minute 2 seconds early, likewise if you check in at 9 hrs 20 mins & 55 seconds you will be 5 seconds late.

If you are late at a time control you must add the minute & seconds lateness, likewise if you are early you should subtract the minutes & seconds you are early to calculate your time for subsequent check points. The official time for the event will be the GPS Time. You should synchronize your watch with the official time before start of the event.

**Note:** In case of any accident the competitors should report to the nearest police station. Failure to do so will result in exclusion. Take extreme caution while driving through villages.

**Time Control :** Along the route there will be time controls (check points) which are set to monitor your progress. These points will be indicated by a Red Board with Clock Face. When you come across a time control, check in at the same, stop the vehicle after crossing the flag, handover the time card to the marshal and have your time recorded. The marshal will enter the check in time (Hours, Minutes & Seconds) in his marshal card and on your time card. You need to sign in marshal card and marshal will sign in your time card. If you stop or crawl before the time control in the vicinity of the marshal, it will attract penalty.

### **About Time Card**

- Time Card tracks your performance during the rally
- Given to you at start of rally and must be submitted to a marshal at the end of rally
- Competitors must never write on the Time Card
- Time Card records information such as Start Time, Check in Time, Restart Time, Marshal's signature etc.
- All competitors must carry a digital clock that displays the seconds field also
- Before the rally starts, this clock must be synchronized with the Marshal's clock

### **About clues/tasks**

Enroute you may be asked to answer some question or solve some clues or perform some task like taking a selfie or noting down some details etc. Each unsolved clue/unperformed task will attract penalty as mentioned under Penalties.

### **Do's and Don't**

- Follow traffic regulations at all times; don't over speed, Drink & Drive etc.
- Rally organisers are NOT responsible for your violations of traffic rules and other laws.
- Try not to lose your way, follow instructions scrupulously and you should be fine.

**If you have any further doubts please feel free to clarify them at the briefing or before the start of the event.**

## **6. Prizes**

Attractive Prizes will be given.

## 7. Penalties

### AT TIME CONTROLS

1)	For every second late	1 second penalty
2)	For every second early	2 seconds penalty
3)	<b>Stopping / waiting / zigzagging / reversing / u-turning / jammed rotation of wheels</b>	
	Within sight of TC Marshall (post control marshal)	5 minutes each
4)	Missing a Time Control	15 Minutes per control
5)		
	Each unsolved clue/uncompleted task	5 Minutes
6)	<b>Over speeding</b>	
	i) 1 <sup>st</sup> over speeding offence	Rs. 500/- penalty
	ii) 2 <sup>nd</sup> over speeding offence	Rs. 1000/- penalty
7)	<b>Not wearing Seat Belts - Disqualification</b>	

**Free Zones :** These are zones indicated in the time chart where there will be no time controls.

NOTE:

- Decision of The Judges of Fact (All Officials) shall be final.
- Penalties for any other offence which is not covered in this SR shall be decided by the Organisers.